

5767006-5 ✓ ACTIVE

MICTOR


TE Internal #: 5767006-5

PCB Mount Header, Straddle Mount, Board-to-Board, 190 Position,  
.64 mm [.025 in] Centerline, Gold, Surface Mount, Signal, Black

[View on TE.com >](#)



Connectors > PCB Connectors > PCB Headers & Receptacles



PCB Connector Assembly Type: **PCB Mount Header**

PCB Mount Orientation: **Straddle Mount**

Connector System: **Board-to-Board**

Number of Positions: **190**

Centerline (Pitch): **.64 mm [ .025 in ]**

### Features

#### Product Type Features

PCB Connector Assembly Type	PCB Mount Header
Connector System	Board-to-Board
Sealable	No
Connector & Contact Terminates To	Printed Circuit Board

#### Configuration Features

Number of Power Positions	5
Number of Columns	95
Stackable	No
Number of Signal Positions	190
PCB Mount Orientation	Straddle Mount
Number of Positions	190
Board-to-Board Configuration	Parallel

#### Electrical Characteristics

Dielectric Withstanding Voltage (Max)	500 VAC
---------------------------------------	---------



Insulation Resistance	2 MΩ
Impedance	190 Ω
Operating Voltage	30 VAC

#### Signal Characteristics

Differential Signaling	Yes
Data Rate	10 Gb/s

#### Body Features

Primary Product Color	Black
-----------------------	-------

#### Contact Features

Contact Layout	Inline
Contact Mating Area Length	.94 mm[.037 in]
PCB Contact Termination Area Plating Material Thickness	3.81 – 6.35 μm[149.9997 – 249.9995 μin]
PCB Contact Termination Area Plating Material Finish	Matte
Contact Shape & Form	Dual Beam
Contact Mating Area Plating Material Finish	Matte
PCB Contact Termination Area Plating Material	Tin
Contact Base Material	Copper Alloy
Contact Mating Area Plating Material	Gold
	30 μin
Contact Type	Pin
Contact Current Rating (Max)	11.5 A

#### Termination Features

Square Termination Post & Tail Dimension	.2 mm[.008 in]
Termination Post & Tail Length	1.52 mm[.139 in]
Termination Method to Printed Circuit Board	Surface Mount

#### Mechanical Attachment

PCB Mount Alignment Type	Locating Posts
Mating Retention	Without
Mating Alignment	With
Mating Alignment Type	Polarized
PCB Mount Retention	Without
PCB Mount Alignment	With



Connector Mounting Type	Board Mount
-------------------------	-------------

### Housing Features

Mating Entry Location	Top
Centerline (Pitch)	.64 mm [.025 in]
Housing Material	Matte

### Dimensions

Connector Length	76.2 mm [3 in]
Connector Height	6.38 mm [.251 in]
Connector Width	5.28 mm [.208 in]

### Usage Conditions

Operating Temperature Range	-55 – 125 °C [-67 – 257 °F]
-----------------------------	-----------------------------

### Operation/Application

Circuit Application	Signal
---------------------	--------

### Industry Standards

UL Rating	Listed
Agency/Standard	CSA, UL
Approved Standards	CSA 1195944, UL E28476
UL Flammability Rating	UL 94V-0

### Packaging Features

Packaging Quantity	7
Packaging Type	Box, Tube

### Product Compliance

[For compliance documentation, visit the product page on TE.com>](#)

EU RoHS Directive 2011/65/EU	Compliant
EU ELV Directive 2000/53/EC	Compliant
China RoHS 2 Directive MIIT Order No 32, 2016	No Restricted Materials Above Threshold
EU REACH Regulation (EC) No. 1907/2006	Current ECHA Candidate List: JUNE 2022 (224) Candidate List Declared Against: JUNE 2022 (224) Does not contain REACH SVHC
Halogen Content	Low Halogen - Br, Cl, F, I < 900 ppm per homogenous material. Also BFR/CFR/PVC

Free

Solder Process Capability

Reflow solder capable to 260°C

Product Compliance Disclaimer

This information is provided based on reasonable inquiry of our suppliers and represents our current actual knowledge based on the information they provided. This information is subject to change. The part numbers that TE has identified as EU RoHS compliant have a maximum concentration of 0.1% by weight in homogenous materials for lead, hexavalent chromium, mercury, PBB, PBDE, DBP, BBP, DEHP, DIBP, and 0.01% for cadmium, or qualify for an exemption to these limits as defined in the Annexes of Directive 2011/65/EU (RoHS2). Finished electrical and electronic equipment products will be CE marked as required by Directive 2011/65/EU. Components may not be CE marked. Additionally, the part numbers that TE has identified as EU ELV compliant have a maximum concentration of 0.1% by weight in homogenous materials for lead, hexavalent chromium, and mercury, and 0.01% for cadmium, or qualify for an exemption to these limits as defined in the Annexes of Directive 2000/53/EC (ELV). Regarding the REACH Regulation, the information TE provides on SVHC in articles for this part number is based on the latest European Chemicals Agency (ECHA) 'Guidance on requirements for substances in articles' posted at this URL: <https://echa.europa.eu/guidance-documents/guidance-on-reach>

## Compatible Parts



TE Part # 5767054-5  
MICT,RECPT,190,ASSY,PDNI



TE Part # 5767130-5  
MICT,RCPT,190,ASY,GOLD,EXTD



TE Part # 2-5767004-6  
MICTOR RECEPT ASSY, 190 POS.



TE Part # 1-5767096-2  
MICT,REC,190,ASY,.025,TAPE,CAP



TE Part # 1-5767114-2  
MICT,REC,190,ASY,.025,TAPE PKG



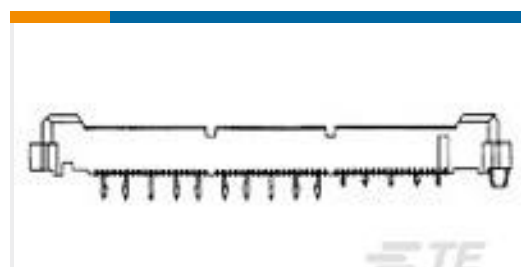
TE Part # 1-5767115-2  
MICT,REC,190,ASY,.025 TAPE PKG



TE Part # 1-5767153-2  
190 POS. .355 VERTICAL RECEP



TE Part # 1-5767178-2  
MICTOR RAISED VERT RECPT ASSY,



TE Part # 5767061-5  
MICT,RECPT,190,ASSY,093,PDNI



TE Part # 5767081-5  
MICT,REC,190,ASY,PDNI,BARBLESS



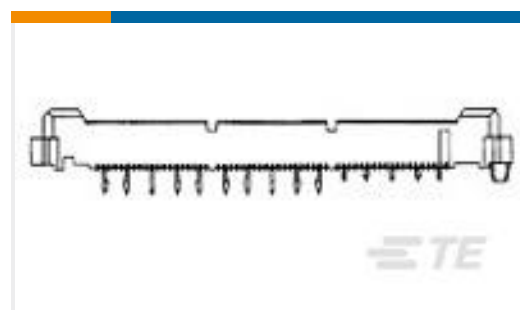
TE Part # 5767089-5  
MICTOR,R/A,RECPT,.093,190,ASY



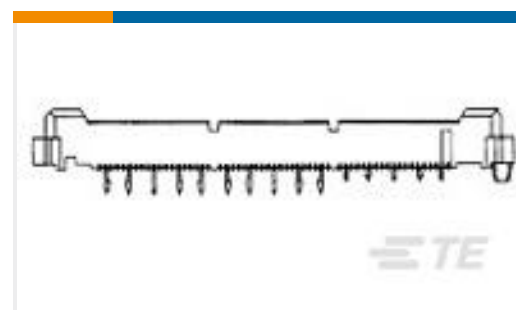
TE Part # 5767094-5  
MICT,RECPT,190,ASY,PDNI,EXTD



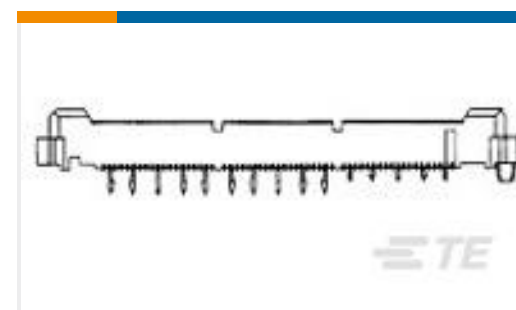
TE Part # 5767095-5  
MICT,REC,EXT,190,ASY,PDNI,025



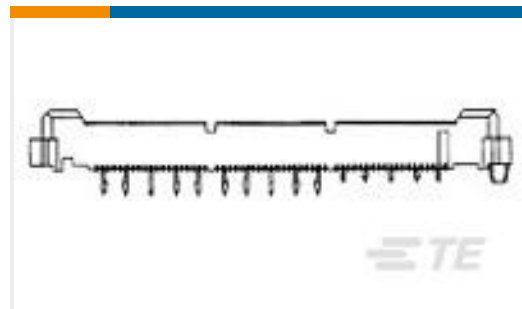
TE Part # 5767096-5  
MICT,REC,190,ASY,.025,TAPE PKG



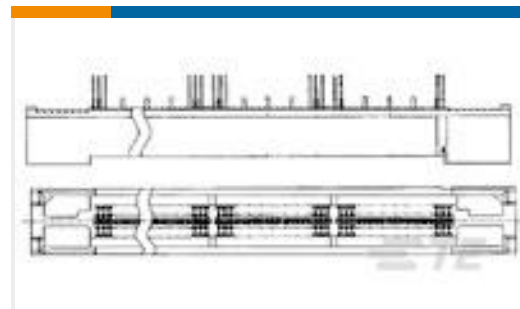
TE Part # 5767110-5  
MICT,RECPT,190,ASSY,.025



TE Part # 5767114-5  
MICT,REC,190,ASY,.025,TAPE,CAP



TE Part # 5767115-5  
MICT,REC,190,ASY,.025 TAPE PKG



TE Part # 5767143-5  
MICT,R/A,RCPT,190,ASY,062,30AU



TE Part # 5767154-5  
190 POS. .355 VERTICAL RECEPTE



TE Part # 5767178-5  
MICTOR RAISED VERT RECPT ASSY,

## Documents

### Product Drawings

[MICT,R/APLUG,190,ASY,.025,.062](#)

English

### CAD Files

[3D PDF](#)

3D

Customer View Model

[ENG\\_CVM\\_CVM\\_5767006-5\\_C.2d\\_dxf.zip](#)

English

Customer View Model

[ENG\\_CVM\\_CVM\\_5767006-5\\_C.3d\\_igs.zip](#)

English

Customer View Model

[ENG\\_CVM\\_CVM\\_5767006-5\\_C.3d\\_stp.zip](#)

English

By downloading the CAD file I accept and agree to the [Terms and Conditions](#) of use.

### Datasheets & Catalog Pages

[MICTOR Interconnection System](#)

English

[Fine Pitch Stacking Connectors - 0.635mm MICTOR Connectors](#)

English

### Product Specifications

[Application Specification](#)

English

5767006-5

PCB Mount Header, Straddle Mount, Board-to-Board, 190 Position, .64 mm [.025 in]  
Centerline, Gold, Surface Mount, Signal, Black

